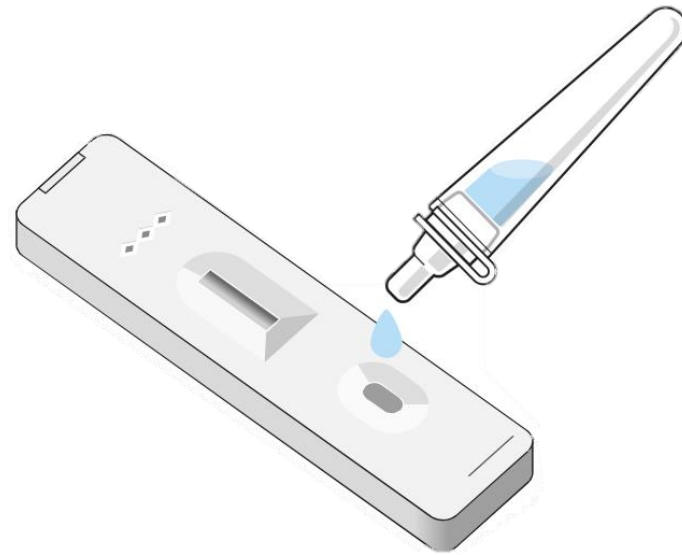


LFD Testing at Home



Testing at Home – The Process

1



Opt-in

Read key information and privacy notice to understand data protection for testing.

2



Collect test kits

Collect test kits from the collection point at your education setting and take them home after signing for the updated instructions for use.

3



Test at home

Follow instructions: **v1.3.2** issued with test kit – see slide 14. Test in the morning before going to your education setting ideally.

4

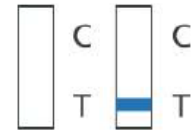


Check your results

At 30 minutes, check the result. Please note the results are invalid after 30 minutes.



Positive result: Self-isolate immediately and take a PCR test, following the current public health guidance



Void result: Take another LFD test. If you receive 2 void results in a row you should book a PCR test.



Negative result: No need to self-isolate, you can go to your workplace or education setting.

5



Report result to NHS Test and Trace - [here](#)

Even if negative or void

6



Report result to your education setting

Staff and pupils should also share their result, either void, positive or negative, with their education setting to help with contact tracing

7



Take next test

Take next test according to guidance - twice weekly, 3 to 4 days apart. No test required for 90 days after positive PCR, unless you develop new symptoms.

Testing at Home – The Process

- i It is recommended that you **test yourself in the morning** before attending your education setting (so there is less chance you get infected between taking the test and attending the setting). However, you may choose to do the testing the evening before, especially the first time, to give you more time to get accustomed to the test, and to have more time for your education setting to react to a positive test result.
- ! If you receive a positive LFD result you should [book a confirmatory PCR test](#). We would advise visiting a community or drive through test site as this is the quickest way to get tested, or you can order a home test kit. It is important that you self-isolate until the result your PCR test.

Key Questions

? **Why are we testing people without symptoms of COVID-19?**

Up to one in three people who have coronavirus (COVID-19) do not display any symptoms.

? **Is this compulsory?**

Testing is voluntary, and you should not be prevented from going into the education setting if you do not take part. The success of this public health measure depends on as many people participating as possible.

? **How often do staff and students need to test?**

Staff and students will test at home on a regular basis (twice per week, 3 to 4 days apart) usually before they come into the education setting.

? **How effective are these tests?**

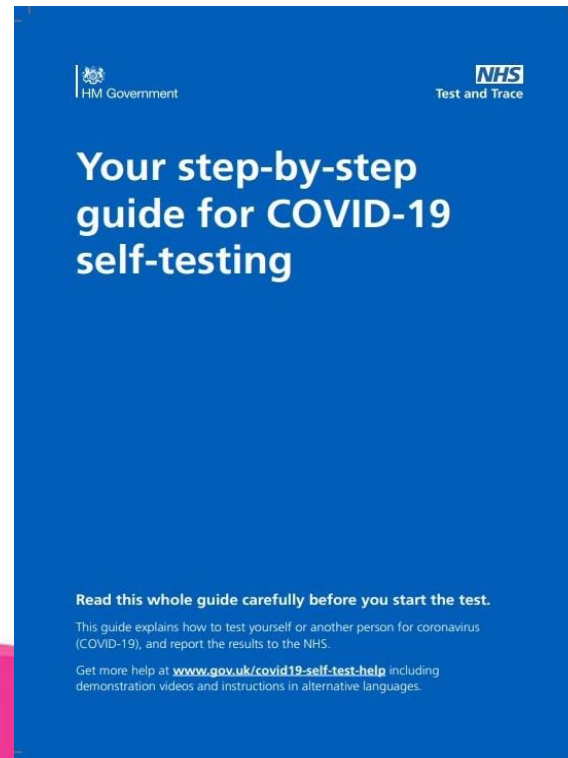
LFD tests have been widely and successfully used to detect asymptomatic COVID-19 cases. The speed and convenience of the tests supports the detection of the virus in asymptomatic individuals, who would not otherwise have got tested. LFD tests are approved by the Medicines and Healthcare products Regulatory Agency (MHRA). The tests are highly specific, with low chances of false positives. They are also very sensitive and able to identify the majority of the most infectious yet asymptomatic individuals. It is important to remember that these tests are an additional layer of health protection measure in addition to hand washing, face covering and social distancing.

Step By Step Guidance Videos to COVID-19 Self Testing

- [1. How to do a COVID-19 Self Test \(rapid antigen test\)](#)
- [2. Prepare yourself for the test](#)
- [3. Prepare Your Test Area](#)
- [4. Set Up The Test](#)
- [5. Take The Swab Sample](#)
- [6. Process The Swab Sample](#)
- [7. Read Your Result](#)
- [8. Report Your Result](#)

Instructions For Use

You will receive an instruction booklet for use with your home test kit



Before Taking Your Test...

1. You must read the privacy notice to understand what will happen with your data.

[Privacy Notice – Staff](#)

[Privacy Notice - Learners](#)

2. Take a copy of the new **Instructions for Use v1.3.2** and ensure it is the correct version

3. Your details will be recorded in the Test Kit Log by the distributor

Reporting Your Test Results Online

You are required to [report the results of your tests online, or by phone](#), every time you take a test, even if the result was negative or void.

Education settings are not able to view the results that their staff and students have uploaded to the online service.

You should therefore also communicate results separately with your education setting, so that they can respond accordingly.

Report a COVID-19 test result

Use this service to report your result to the NHS after using a coronavirus (COVID-19) lateral flow test kit.

A lateral flow test is a coronavirus test you do yourself. It shows you the result on a handheld device that comes with the test.

Report the result:

- every time you use a lateral flow test kit
- as soon as possible after you get the result

You cannot report a result after more than 24 hours.

[Start now >](#)

Reporting Your Test Results To College

No matter if your test result is **positive, negative, or void**, you must share this information with Health and Safety.

Please email the **result in the subject header** to HealthandSafety@wnc.ac.uk with:

- Your ID number
- Lot No. Of Test
- Date of test
- Result (positive, negative or void)

Reporting Your Test Results To College

It is important for college to log test results from you, to support staff and students to follow the correct guidance depending on their test result.

Telling college about your test results can also help with:

- identifying participants with positive results, for bubble management and contact tracing
- managing stock and distribution of kits to participants based on how many kits they have used (they may use more if any invalid tests occur)
- identifying and reporting incidents

The college has a legal duty to manage this process, and by collecting and opening the test kit at home you give your medical consent and you are legally committed to report in your results.

Incident Reporting

If there are any issues with the tests that could potentially impact the quality or safety of testing, raise a 'yellow card'

Individuals

Clinical issue

If there is a clinical incident which led or has potential for harm, participants are advised to report it on

<https://coronavirusyellowcard.mhra.gov.uk>.

This is not for seeking immediate medical care. Medical care should be sought through the usual route of contacting 111 or 999.

Non-clinical issue

For incidents occurring at home, participants are advised to report any issues (something damaged, or missing or difficult to use in the kit, unable to log result etc.) to 119 in England, Wales, Northern Ireland and 0300 303 2713 for Scotland

Inform the Health & Safety Team (email:

healthandsafety@wnc.ac.uk with the result of the test in the header line, or telephone 01623 627191 extension 8271 / 8702)

Participants should inform the Health & Safety Team about ongoing test-related problems, so that they can check if this is a wider issue across other users.